



University of California
San Francisco

Supply Chain Management

BearBuy: 23.3 New Feature Review

November 2023

Reminder: BearBuy Unavailable



Jaggaer 23.3 Release will be promoted to our BearBuy production environment the weekend of November 3rd and there will be associated downtime.

BearBuy production downtime will take place between **Friday, November 3rd, at 6 p.m. through Sunday, November 5th, at 9 a.m.** to upgrade from release version 23.2 to 23.3. To avoid delays, please complete all BearBuy requests prior to the system maintenance. BearBuy will be available on **Monday, November 6th.**

What to expect during the outage:

- BearBuy will not be available
- Please complete all BearBuy requests prior to the outage
- BearBuy will be available on Monday, November 6th.



Key Changes



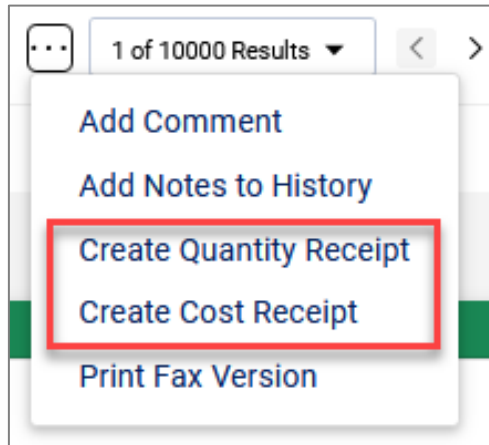
- **Improved Optional Receipt Creation**
 - Simplified steps for creating an optional receipt directly from a purchase order
- **Draft Receipt Enhancements**
 - New **Cancel** and **Return** icons when creating a receipt



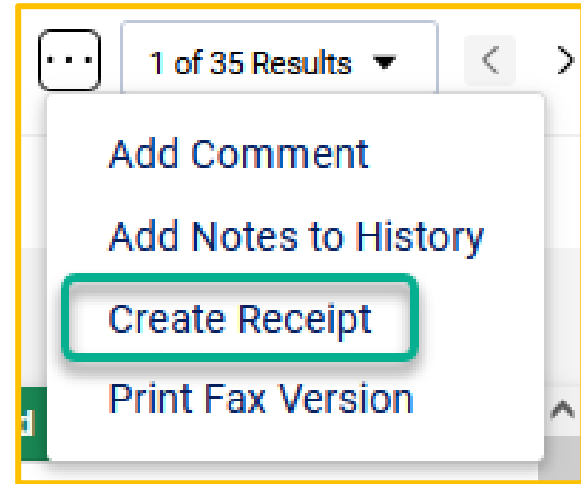
23.3 Improved Optional Receipt Creation

In 23.3, a new **Create Receipt** action replaces the separate Create Cost Receipt and Create Quantity Receipt actions.

Before 23.3



After 23.3



*Navigate to a Purchase Order, click the action "..." icon and select **Create Receipt***

23.3 Improved Optional Receipt Creation

In the **Create Receipt** window, use the checkboxes to select the PO lines you want to receive against and the type of receipt you want to create.

After 23.3

The screenshot shows the 'B00006451C: Create Receipt' window. The table below represents the data shown in the window:

Item Type	Net Qty Received	Net Cost Received	Item	Catalog No.	Size/Packaging	Unit Price	Quantity	Ext. Price	
1	None	--	TEST 2			400.00	2	800.00	<input checked="" type="checkbox"/>
2	None	--	MICRO CUST			500.00	2	1,000.00	<input type="checkbox"/>

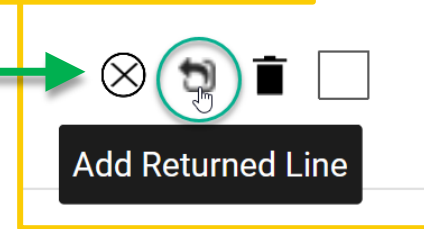
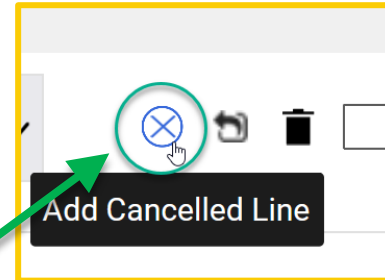
At the bottom of the window, there are three buttons: 'Create Quantity Receipt', 'Create Cost Receipt', and 'Cancel'. The 'Create Quantity Receipt' button is highlighted with a green box. A green arrow points from the checkbox in the first row to the 'Create Quantity Receipt' button.

23.3 Draft Receipt Enhancements

To simplify functionality when cancelling and returning a draft receipt line, a **Cancel** icon has been added and the copy icon has been replaced with a **Return** icon.

After 23.3

Line	Item	Catalog No.	Quantity	Status
1	Maruchan Instant Lunch Chicken Flavor, 2.25 Ounce (Pack of 12)	B00MIK4GCS	1 EA	Received



Browser Requirements

BearBuy is only supported on the following browsers and versions*:

- Microsoft Edge - latest version
- Firefox - latest version
- Chrome - latest version
- Safari - latest version



*Pop-up blockers must be disabled

Resources

BearBuy Training Materials: <https://supplychain.ucsf.edu/bearbuy-training>

Additional Questions

For BearBuy support, contact the IT Service Desk at (415) 514-4100 (Option 2)
or appsupport@ucsf.edu between 8a.m. - 5p.m.

